

NEW
FLANGE SIZE AND
MEASUREMENT
REFERENCE
POINTS

MEASURING AND ORDERING



PGT's New WinGuard® Vinyl and EnergyVue™ product lines are an excellent choice for new construction and renovation projects. These vinyl products are measured using DLO reference points and feature a 5/8" flange, both of which are different from our aluminum products. For this reason, accurate measurements are vital to the ordering, manufacturing and installation processes.

For your convenience, the information found on this sheet can be used as a measuring tool to ensure that your windows are manufactured in the correct sizes.

Measuring: Vinyl vs. Aluminum

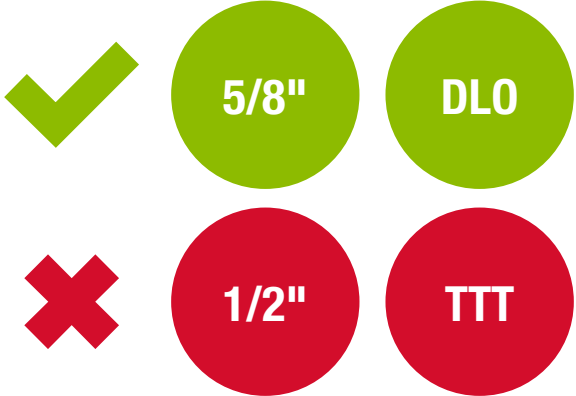
As mentioned above, our new vinyl products must be measured using Daylight Opening (DLO) dimensions versus Tip-to-Tip (TTT) dimensions used for aluminum products. Vinyl products also use a 5/8" flange, whereas aluminum products use a 1/2" flange.

The DLO dimension is commonly referred to as the "body" of the window and does not include the flange dimensions. Conversely, the TTT dimension is measured from edge of window to edge of window and does include the flange dimensions.

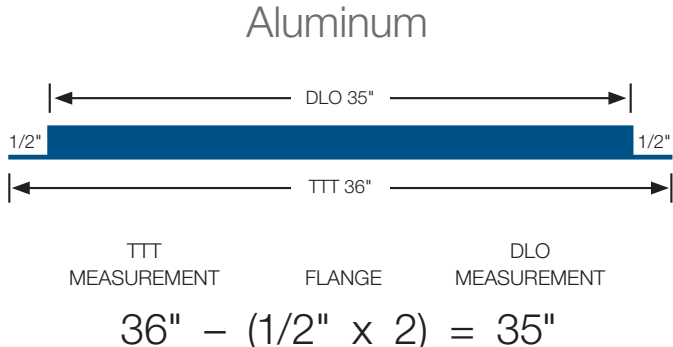
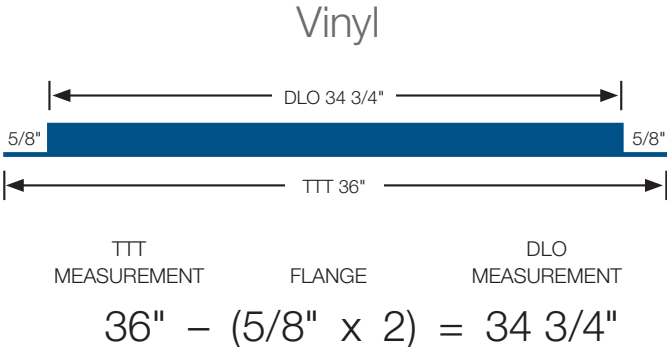
Important Product Information

When ordering New WinGuard® Vinyl and EnergyVue™ windows, please remember:

- Windows must be ordered using Daylight Opening (DLO) reference points rather than Tip to Tip (TTT)
- The flange on these windows is 5/8"



If a window is measured TTT and the 5/8" vinyl flange dimension is not taken into account, DLO measurements will be incorrect. See below for an example.



Additional Measuring Information

To ensure that your New WinGuard® Vinyl and EnergyVue™ windows have a precise fit, use the following window opening size formulas. Note: Openings are calculated using 1/8" shim space (maximum 1/4" allowed).

Masonry opening with 1x bucks and pre-cast sills:

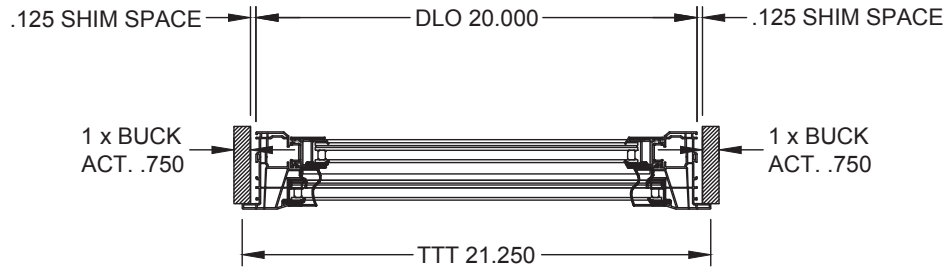
- Actual window width (DLO) + 1 3/4"
- Actual window height (DLO) + 1"

Masonry opening with 1x bucks and poured sills:

- Actual window width (DLO) + 1 3/4"
- Actual window height (DLO) + 1 3/4"

Wood frame opening with drywall butted:

- Actual window width (DLO) + 1/4"
- Actual window height (DLO) + 1/4"



Ordering Windows in ExoQuote2

When ordering vinyl windows in ExoQuote2, DLO measurements are required. Please ensure these measurements are provided to your PGT Customer Service Representative, as providing TTT measurements will result in an incorrect window order. TTT dimensions are for your reference only.

Product Configurator interface showing window specifications. The 'Frame Type' and 'Size Selection' fields are highlighted. A blue arrow points to the 'Width' and 'Height' input fields, with the text 'Enter DLO Sizes' next to it.

Field	Value
Customer:	Quote: Line: 1 Quantity: 1.00 Product: Unit price: .00
expand all	
FW	
Certification Type *	AAMAA440: AAMA A440
Package Selection *	NONE: No Package
Frame Type *	.625FLANGE: 5/8" Front Flange
Size Selection *	CUSTOM: Custom Size
Size Ref *	ACTUAL: Actual
Width *	36
Height *	62
Rough Masonry Opening	37 3/4 X 63
Wood Frame Opening	36 1/4 X 62 1/4
Frame Color *	W: White
Glass Family *	IG: Insulating
Glass Type/makeup *	IGA210A2: 7/8"IG(1/8A-5/8-1/8A)
Glass Spacer *	DS: Duraseal
Glass Description	7/8" IG (1/8 AN- 5/8 AIR - 1/8 AN)
Does unit need to meet Turtle Code *	NO: No
Glass Color *	CL: Clear
Low E *	L6: Energy Shield (SB 60)
Argon Gas *	NONE: None
Privacy Glass *	NONE: None
Grid Type *	NONE: No Grid
Upgrade Design Pressure *	N: No
Boxing Options	
Address/Deducts	

